

YEAR	CRIME REPORTS/INCIDENTS	JAN	FEB	MAR	Q1 TOTAL	APR	MAY	JUN	Q2 TOTAL	JUL	AUG	SEP	Q3 TOTAL	OCT	NOV	DEC	Q4 TOTAL
2023	TOTAL NARCOTIC OFFENSES	17															
2024	TOTAL NARCOTIC OFFENSES	11															
2023	TOTAL ALCOHOL OFFENSES	28															
2024	TOTAL ALCOHOL OFFENSES *DUI OFFENSES	22 *12															
2023	TOTAL D/V OFFENSES	29															
2024	TOTAL D/V OFFENSES	21															
2023	TOTAL FRAUD OFFENSES	18															
2024	TOTAL FRAUD OFFENSES	17															

YEAR	CRIME REPORTS/INCIDENTS	JAN	FEB	MAR	Q1 TOTAL	APR	MAY	JUN	Q2 TOTAL	JUL	AUG	SEP	Q3 TOTAL	OCT	NOV	DEC	Q4 TOTAL
2023	TOTAL REPORTS	456															
2024	TOTAL REPORTS	442															
2023	TOTAL INCIDENTS	3643															
2024	TOTAL INCIDENTS	3178															

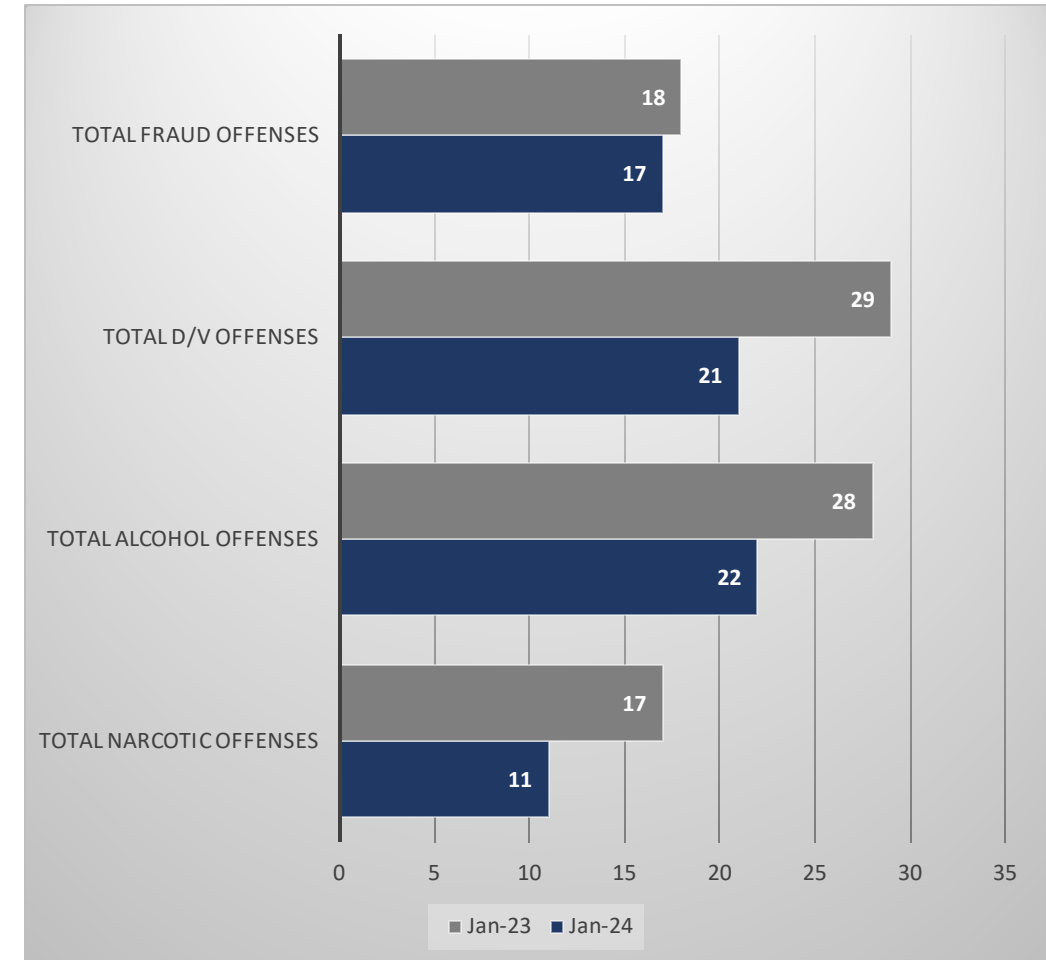
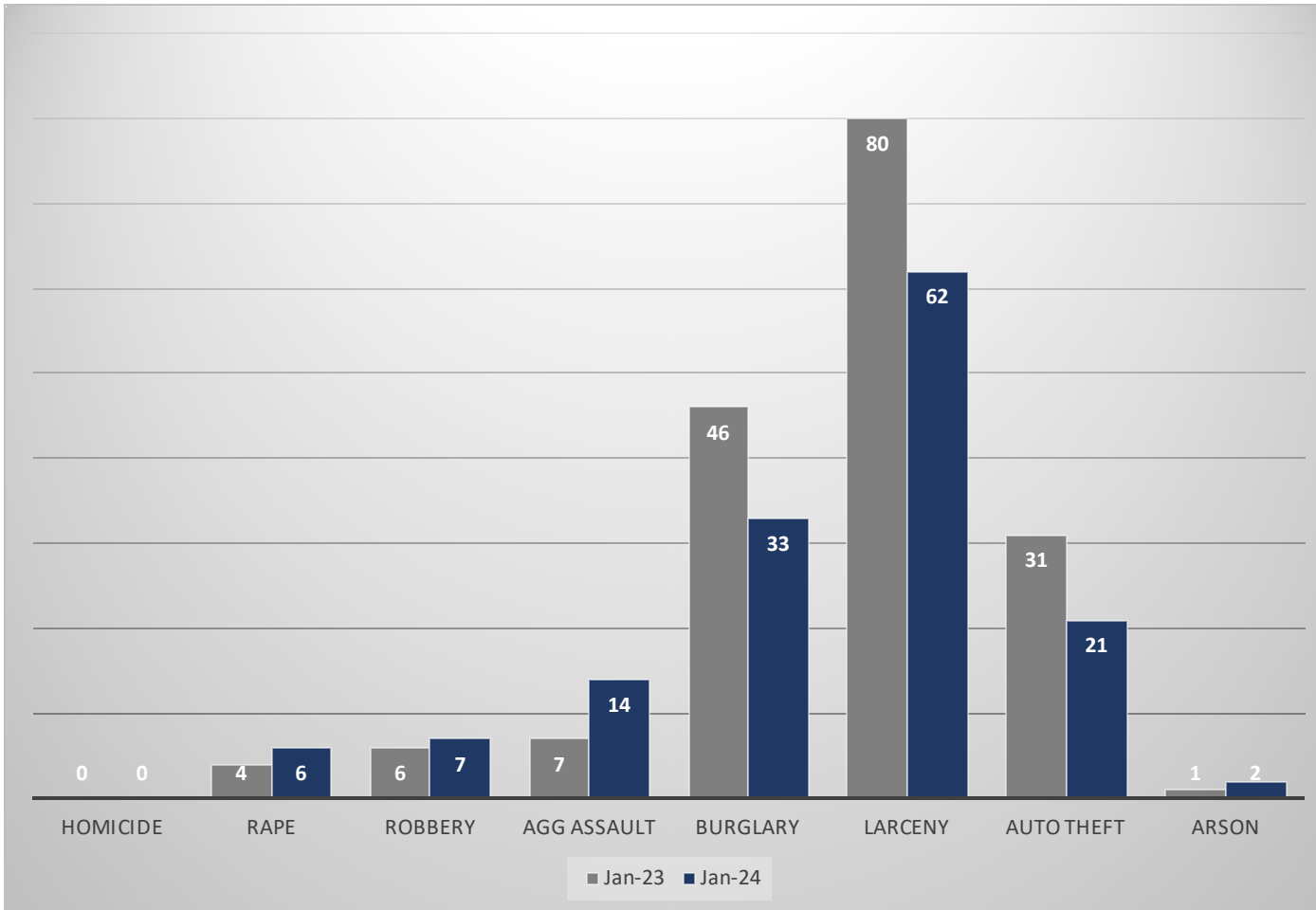
OFFENSE TYPE	JAN 23	JAN 24	% Change
HOMICIDE	0	0	No Change
RAPE	4	6	50.00%
ROBBERY	6	7	16.67%
AGG ASSAULT	7	14	100.00%
BURGLARY	46	33	-28.26%
LARCENY	80	62	-22.50%
AUTO THEFT	31	21	-32.26%
ARSON	1	2	100.00%

OFFENSE TYPE	Offenses Reported YTD	Offenses Cleared YTD	Clearance Rate
HOMICIDE	0	0	-----
RAPE	6	0	0.00%
ROBBERY	7	4	57.14%
AGG ASSAULT	14	7	50.00%
BURGLARY	33	3	9.09%
LARCENY	62	4	6.45%
AUTO THEFT	21	1	4.76%
ARSON	2	0	0.00%

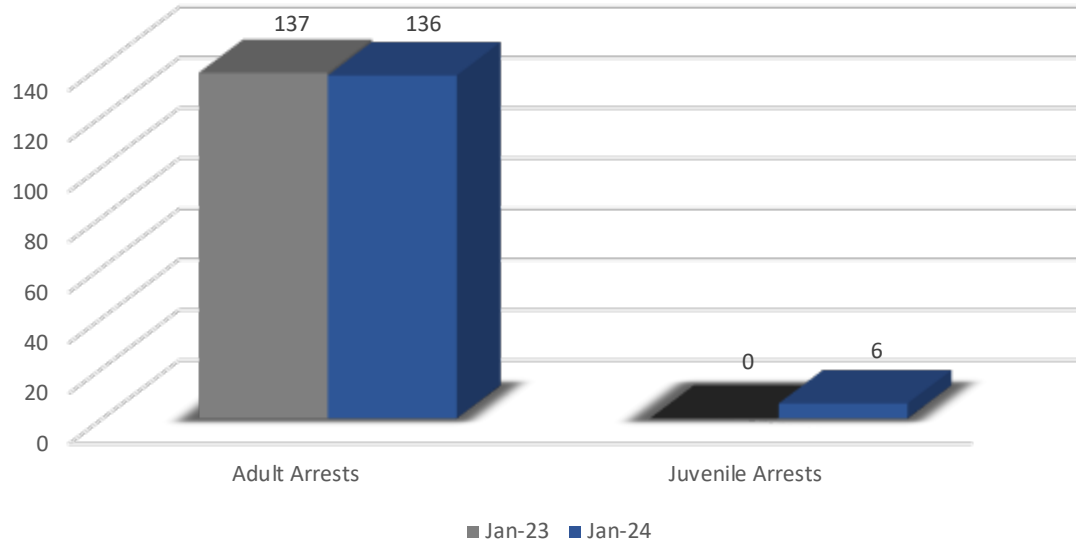


MANTECA POLICE DEPARTMENT

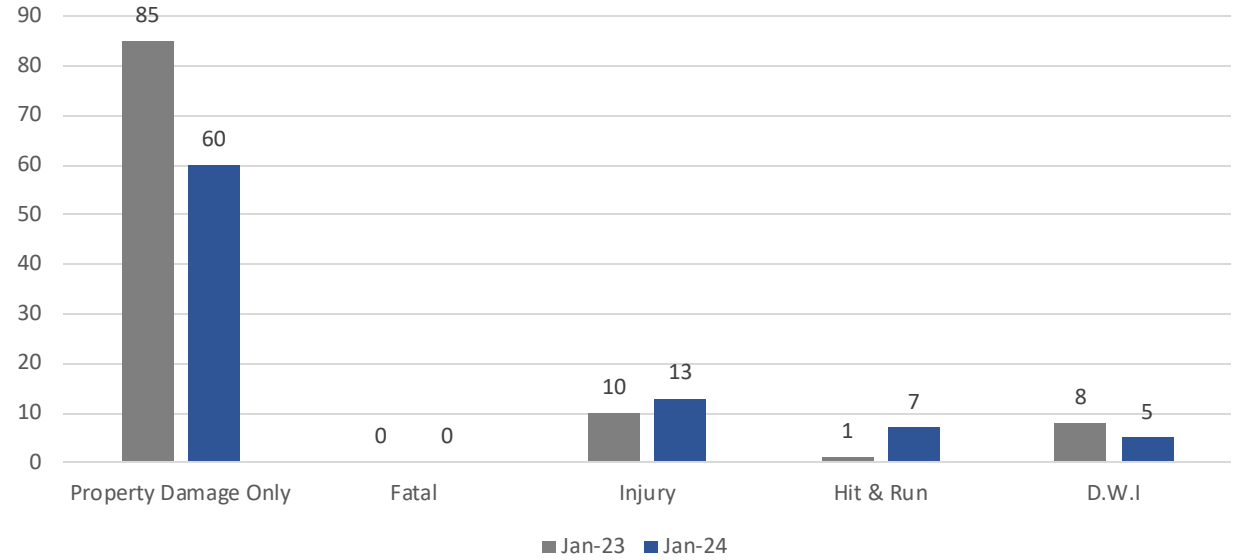
Crime Stat Comparison: January 2023 & January 2024



January Arrest Comparison



January Accidents Comparison



January Citation Violation Comparison

