



# MANTECA POLICE DEPARTMENT

## Monthly Crime Stat Comparison 2023 – 2024

YEAR	VIOLENT CRIMES	JAN	FEB	MAR	Q1 TOTAL	APR	MAY	JUN	Q2 TOTAL	JUL	AUG	SEP	Q3 TOTAL	OCT	NOV	DEC	Q4 TOTAL
2023	HOMICIDE	0	1	0	1	1	0	2	3	0							
2024	HOMICIDE	0	0	0	0	0	0	1	1	0							
2023	RAPE	4	5	4	13	4	4	3	11	7							
2024	RAPE	6	2	6	14	3	6	2	11	2							
2023	ROBBERY	6	5	4	15	5	6	7	18	9							
2024	ROBBERY	7	2	4	13	5	6	7	18	8							
2023	AGG ASSAULT	7	11	15	33	17	20	12	49	20							
2024	AGG ASSAULT	14	14	9	37	17	10	16	43	14							
2023	TOTAL VIOLENT CRIMES	17	22	23	62	27	30	24	81	36							
2024	TOTAL VIOLENT CRIMES	27	18	19	64	25	22	26	73	24							

YEAR	PROPERTY CRIMES	JAN	FEB	MAR	Q1 TOTAL	APR	MAY	JUN	Q2 TOTAL	JUL	AUG	SEP	Q3 TOTAL	OCT	NOV	DEC	Q4 TOTAL
2023	BURGLARY	46	23	31	100	30	39	33	102	44							
2024	BURGLARY	33	41	25	99	32	25	34	91	22							
2023	LARCENY	80	80	68	228	56	74	53	183	60							
2024	LARCENY	62	64	75	201	58	56	66	180	69							
2023	AUTO THEFT	31	20	16	67	19	18	24	61	29							
2024	AUTO THEFT	21	13	20	54	16	23	20	59	28							
2023	ARSON	1	3	2	6	0	1	2	3	1							
2024	ARSON	2	0	2	4	3	0	2	5	0							
2023	TOTAL PROPERTY CRIMES	158	126	117	401	105	132	112	349	134							
2024	TOTAL PROPERTY CRIMES	118	118	97	333	109	104	122	335	119							

YEAR	CRIME REPORTS/INCIDENTS	JAN	FEB	MAR	Q1 TOTAL	APR	MAY	JUN	Q2 TOTAL	JUL	AUG	SEP	Q3 TOTAL	OCT	NOV	DEC	Q4 TOTAL
2023	TOTAL NARCOTIC OFFENSES	17	7	15	39	13	11	18	42	17							
2024	TOTAL NARCOTIC OFFENSES	11	15	19	45	13	17	24	54	18							
2023	TOTAL ALCOHOL OFFENSES	28	17	19	64	20	30	18	68	17							
2024	TOTAL ALCOHOL OFFENSES *DUI OFFENSES	22 *12	34 *19	25 *18	81 *49	32 *23	34 *24	22 *12	88 *59	19 *14							
2023	TOTAL D/V OFFENSES	29	23	16	68	21	14	24	59	28							
2024	TOTAL D/V OFFENSES	21	23	21	65	22	20	30	72	31							
2023	TOTAL FRAUD OFFENSES	18	10	9	37	11	13	13	37	16							
2024	TOTAL FRAUD OFFENSES	17	16	21	54	22	17	14	53	19							

YEAR	CRIME REPORTS/INCIDENTS	JAN	FEB	MAR	Q1 TOTAL	APR	MAY	JUN	Q2 TOTAL	JUL	AUG	SEP	Q3 TOTAL	OCT	NOV	DEC	Q4 TOTAL
2023	TOTAL REPORTS	456	380	366	1202	417	544	427	1388	480							
2024	TOTAL REPORTS	442	463	483	1388	490	486	505	1481	515							
2023	TOTAL INCIDENTS	3643	2811	3456	9910	3486	3811	3446	10743	3844							
2024	TOTAL INCIDENTS	3178	3125	3344	9647	3328	3671	3539	10538	3766							

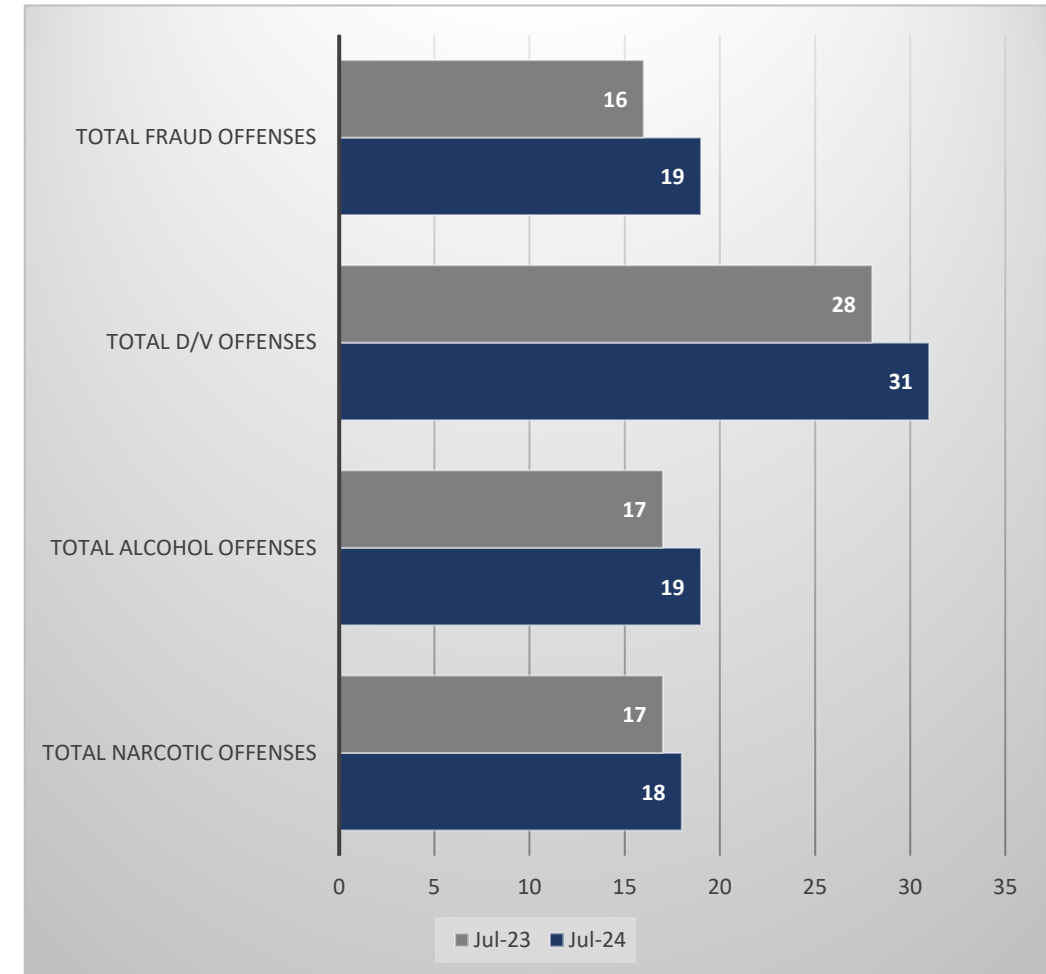
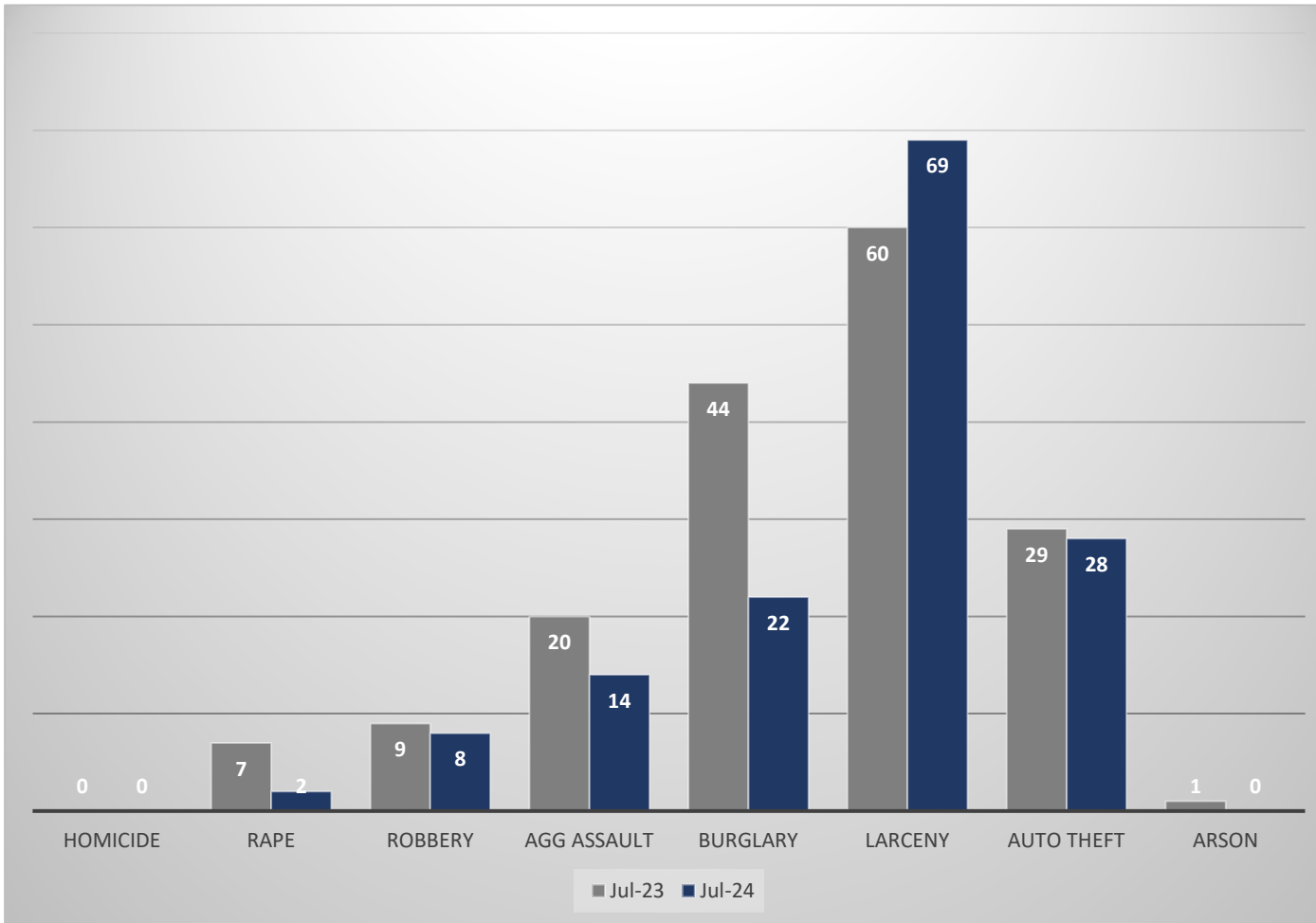
OFFENSE TYPE	JULY 23	JULY 24	% Change
HOMICIDE	0	0	No Change
RAPE	7	2	-71.43%
ROBBERY	9	8	-11.11%
AGG ASSAULT	20	14	-30.00%
BURGLARY	44	22	-50.00%
LARCENY	60	69	15.00%
AUTO THEFT	29	28	-3.45%
ARSON	1	0	-100.00%

OFFENSE TYPE	Offenses Reported YTD	Offenses Cleared YTD	Clearance Rate
HOMICIDE	1	1	100.00%
RAPE	27	2	7.41%
ROBBERY	39	14	35.90%
AGG ASSAULT	94	54	57.45%
BURGLARY	212	17	8.02%
LARCENY	450	62	13.78%
AUTO THEFT	141	30	21.28%
ARSON	9	2	22.22%

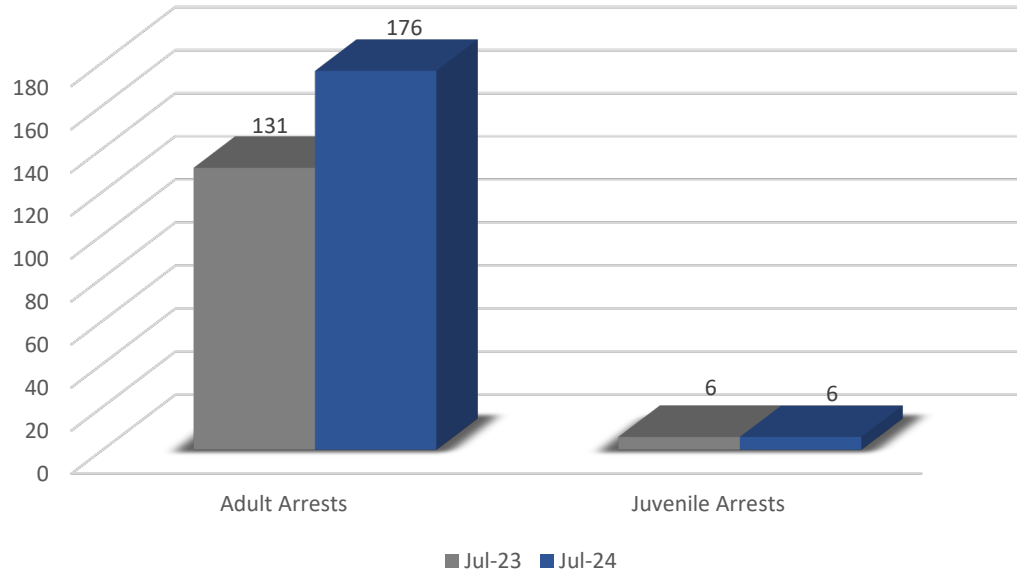


# MANTECA POLICE DEPARTMENT

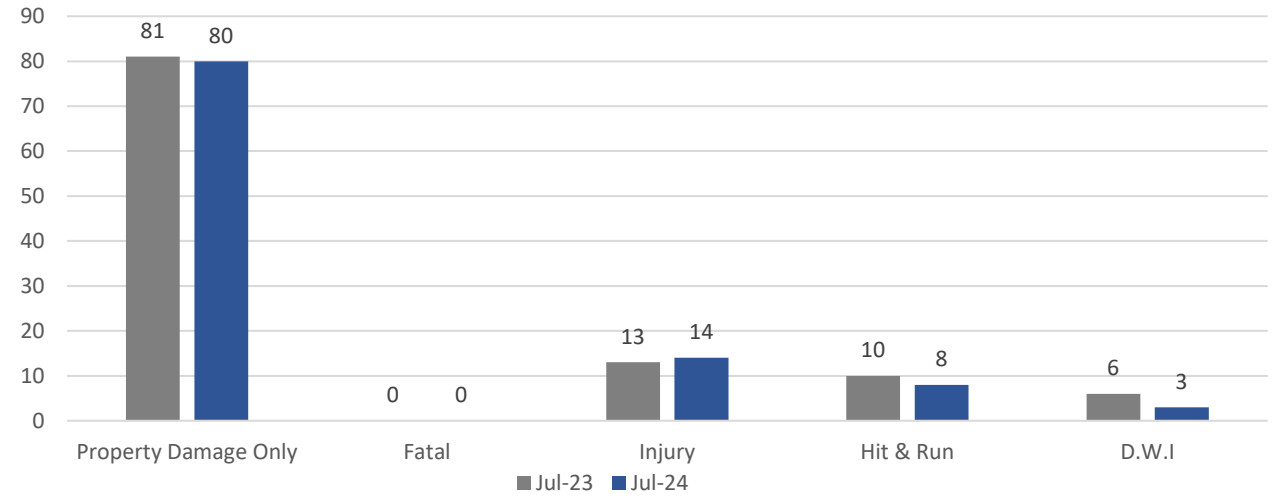
## Crime Stat Comparison: July 2023 & July 2024



## July Arrest Comparison



## July Accidents Comparison



## July Citation Violation Comparison

